



CORE.NV Project

CGI Status Report

April 14, 2026





Agenda



- Production Operations
- Executive Summary
- High Project Risks Heat Map
- Project Deliverable Summary
- 90-Day Look Ahead
- Accomplishments
- Questions?





Production Operations



- Payroll changes
- Backup Withholding
- Service Hours
- Event Tracker
- Backup Printer
- 2026 Feature set 1





State of Nevada - Advantage Cloud Scorecard Contract Year: October 2025 - September 2026

| Contract Year | Oct-25 | Nov-25 | Dec-25 | Jan-26 | Feb-26 | Mar-26 | Apr-26 | May-26 | Jun-26 | Jul-26 | Aug-26 | Sep-26 | Contract Year average | Min Service Level |
|--------------------------------------|--------|--------|--------|--------|--------|--------|--------|--------|--------|--------|--------|--------|----------------------------|-------------------|
| Application Metrics (%) | | | | | | | | | | | | | | |
| Cloud Application Availability % | 100.00 | 100.00 | 99.73 | 100.00 | 100.00 | | | | | | | | 99.95 | 99.0 |
| Issue Resolution Time Metrics | | | | | | | | | | | | | | |
| | | | | | | | | | | | | | Business Hours (bh) | |
| Critical | Met | Met | Met | Met | Met | | | | | | | | 10 bh | 10 bh |
| Serious | Met | Met | Met | Met | Met | | | | | | | | 72 bh | 72 bh |
| Disaster Recovery Metrics | | | | | | | | | | | | | | |
| | | | | | | | | | | | | | Hours (h) | |
| Recovery Time Objective (RTO) | N/A | N/A | N/A | N/A | N/A | | | | | | | | 12 h | 12 h |
| Recovery Point Objective (RPO) | N/A | N/A | N/A | N/A | N/A | | | | | | | | 4 h | 4 h |

| SLA Client Credits | | | | | | | | | | | | | | |
|---------------------------|-----|-----|-----|-----|-----|--|--|--|--|--|--|--|--|--|
| CGI Client Credits Issued | N/A | N/A | N/A | N/A | N/A | | | | | | | | | |

| KEY to CHART |
|------------------------------|
| Met or Exceeded Expected SLA |
| Below Minimum Service Level |

| NOTES | | | | | | | | | | | | | | | | | | | | | | | | | | | | | |
|--------------|--|--|--|--|--|--|--|--|--|--|--|--|--|--|--|--|--|--|--|--|--|--|--|--|--|--|--|--|--|
| | | | | | | | | | | | | | | | | | | | | | | | | | | | | | |
| | | | | | | | | | | | | | | | | | | | | | | | | | | | | | |
| | | | | | | | | | | | | | | | | | | | | | | | | | | | | | |
| | | | | | | | | | | | | | | | | | | | | | | | | | | | | | |
| | | | | | | | | | | | | | | | | | | | | | | | | | | | | | |







Executive Summary



| CORE.NV | | |
|-----------------------|------------|--|
| Status Date | 04/14/2026 | Reporting Period 03/7/2026 – 04/14/2026 |
| Overall Status | Yellow | Payroll execution and issue punch list improving. |
| Schedule | Green | NeoGov go live. Program Increment 11 kicked off. |
| Resources | Yellow | Reliance on project team for payroll is declining. |
| Scope | Green | Multiple change orders submitted for approval. |
| Risks | Green | No change, risks have been closed or mitigated. |
| Issues | Yellow | Critical issues being resolved but still high # tickets. |
| Budget | Yellow | No change. |

 Green = On schedule

 Yellow = Delayed

 Red = Significant blockers

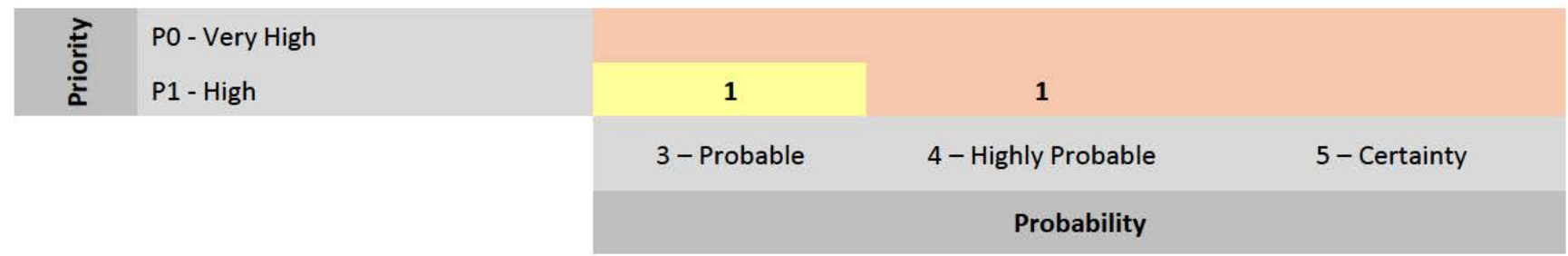




High Project Risks Heat Map

Project Risks are logged and maintained in Jira. Table data was pulled 4/6/2026 and only includes Project Risks with Priority of P1 – High or P0 – Very High, or Probability of 4-Highly Probable or 5 – Certainty.

Metrics and Heat Map



In Review Candidates: 0

Closed High Priority/Highly Probable Risks: 0

Open High Priority/Highly Probable Risks: 2

Closed Risks (any Priority) 0

Total Open Risks (any Priority): 3





High Project Risks Register

Project Risks are logged and maintained in Jira. Table data was pulled 4/6/2026 and only includes Project Risks with Priority of P1 – High or P0 – Very High, or Probability of 4-Highly Probably or 5 – Certainty.

| Risk # | Description | Status | Response Status | Priority | Probability | Severity |
|------------|-------------|------------|-----------------|------------|-------------|------------|
| [REDACTED] | [REDACTED] | [REDACTED] | [REDACTED] | [REDACTED] | [REDACTED] | [REDACTED] |
| [REDACTED] | [REDACTED] | [REDACTED] | [REDACTED] | [REDACTED] | [REDACTED] | [REDACTED] |
| [REDACTED] | [REDACTED] | [REDACTED] | [REDACTED] | [REDACTED] | [REDACTED] | [REDACTED] |





March Project Deliverable Status

| Deliverable / Work Product | Status | Percent Complete | Invoice Period | Current Status |
|--|-----------|------------------|----------------|----------------|
| EUT Monthly Progress Report February | Delivered | 100% | 4/2026 | ✓ Approved |
| NEOGOV Go-Live – Onboard, Learn, Attract | Delivered | 100% | 4/2026 | ✓ Approved |
| Monthly Status Report #29 | Delivered | 100% | 4/2026 | ✓ Approved |





90-Day Look Ahead*

Deliverables/Work Products/Milestones



April 2026

- Monthly Status Report #30 – Submission 4/2/2026
- EUT Monthly Progress Report March – Submission 4/8/2026
- Program Increment Completion Report 10 – Submission 4/13/2026
- Program Increment Objectives 11 – Submission 4/21/2026

May 2026

- Monthly Status Report #31 – Submission 5/2/2026
- EUT Monthly Progress Report April – Submission 5/14/2026

June 2026

- Monthly Status Report #32 – Submission 6/2/2026
- EUT Monthly Progress Report May – Submission 6/11/2026





Financial (FIN) Advantage 4 Accomplishments



- The focus for the Financial team was Phase 2 discovery and build components.
 - Cost accounting continuing with Build phase;
 - A/R and Debt Mngt script writing;
 - Procurement and VSS discovery ongoing;
 - Completed UAT Intro for Cost Accounting;
 - GLM SMEs confirmed;
 - Program Increment 11 planning.



Human Resource Management (HRM) Advantage 4 Accomplishments



- The focus for the HRM team was the NeoGov go live and Phase 2 discovery and build.
 - NeoGov go live March 16th;
 - Manager Self Service Discovery sessions;
 - Employee Self Service in Build phase;
 - Program Increment 11 planning.





Questions?

CGI